

FALL 2026 | PROGRAM COMPLETERS

206 STUDENTS ARE POTENTIAL PROGRAM COMPLETERS FOR FALL 2026

- Nearly 400 Total Students are Potential Program Completers
- Full-Time Participation in College Programs
- ≈12% of Fall 2026 Students are Potential Program Completers

Fall 2026 Potential Completers by Campus: 206 Total



Program Highlights

- Associate of Science Programs: 84 (41%)
- Certificates of Achievement: 48 (23%)
- Associate of Arts Programs: 39 (19%)

Other Notable Programs

- Third-Year Certificate in Teacher Preparation-Elementary: 15
- Bachelor of Science Programs: 13 (Elem. Education: 11, Business Admin: 2)
- Associate of Applied Science Programs: 7

Potential Completers by Program: 26 Programs

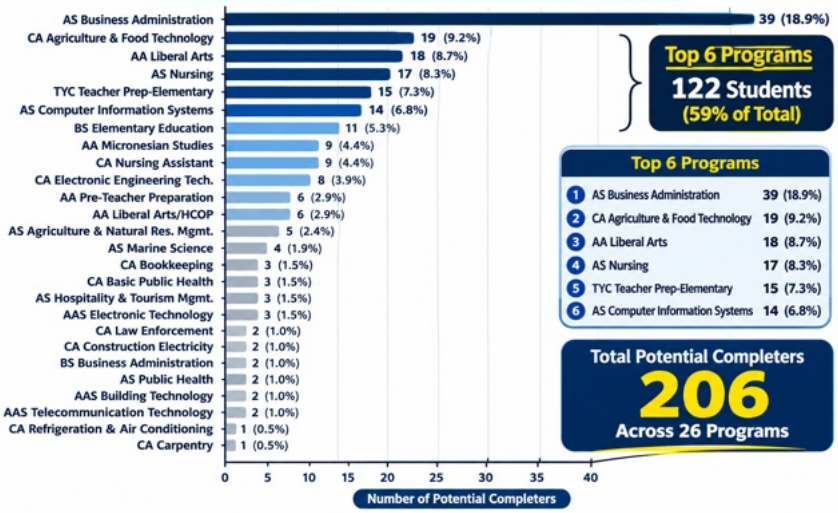

Top 6 Programs: 122 Students (59% of Total)

Top 6 Programs

1	AS Business Administration	39 (18.9%)
2	CA Agriculture & Food Technology	19 (9.2%)
3	AA Liberal Arts	18 (8.7%)
4	AS Nursing	17 (8.3%)
5	TYC Teacher Prep-Elementary	15 (7.3%)
6	AS Computer Information Systems	14 (6.8%)

Total Potential Completers: 206 Across 26 Programs

Across 26 academic and career & technical programs, 206 students have been identified as potential completers. AS Business Administration leads with 39 students (18.9%), followed by CA Agriculture & Food Technology (19), AA Liberal Arts (18), AS Nursing (17), TYC Teacher Preparation–Elementary (15), and AS Computer Information Systems (14). Collectively, these six programs account for 122 students, or 59% of all potential completers, highlighting the programs with the largest anticipated numbers of graduates.

These figures represent students who may complete their respective programs this term and have been advanced to candidacy for graduation. Their eligibility will be subject to a final degree audit by the College Registrar on December 14, 2026, following the submission of all Fall 2026 final grades by instructors.

CONTINUED TO PAGE 3

Fall 2026 Midterm Deficiencies

FALL 14% COLLEGE-WIDE, BUT F GRADES NOW MAKE UP HALF OF ALL FLAGS

At the Fall 2026 midterm, 885 unduplicated students had at least one deficiency (D, F or W), compared with 1,031 students at the Fall 2025 midterm, a decrease of 146 students (14%). Total deficiency entries also fell by 12%, from 2,090 to 1,839. According to Mr. Mauricio Santiago, College Registrar, “The Fall 2026 midterm results show an overall improvement in student performance, with four of the five campuses reporting fewer students with deficiencies compared with Fall 2025.”

Campus Deficiency Trends

Four of the Five Campuses Reported Fewer Students with a Deficiency

CTEC	Yap	Chuuk	National Campus	Kosrae
↓ 239 → 169 (-29%)	↓ 69 → 49 (-29%)	↓ 187 → 141 (-25%)	↓ 469 → 452 (-4%)	↑ 67 → 74 (+10%)
Accounts for 70 of the 146 fewer students college-wide				

146 FEWER STUDENTS COLLEGE-WIDE | A 14% DECREASE FROM 1,031 TO 885

51% — National Campus continues to account for the largest share of flagged students at 452 of 885.

Yap and Chuuk Campuses also posted substantial decreases of 29% and 25%, respectively, while National Campus saw a modest 4% reduction. Despite this progress, National Campus continues to account for the largest share of flagged students, representing 51% (452 of 885) college-wide. Kosrae was the only campus to experience an increase, rising 10% from 67 to 74 students.

F Grades Now Make Up Half of All Flags

Fewer students were flagged at midterm, but the deficiencies that remain are more often failing grades.

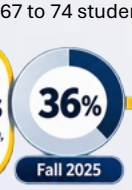

50% of all midterm deficiencies are now F grades — A 14-point rise college-wide

Grade Mix of All Deficiencies, College-Wide

	F	D	W
Fall 2025	36%	37%	26%
Fall 2026	50%	33%	17%

F = failing grade • D = marginal grade • W = withdrawal

Total Entries Fell, but F Entries Rose

	All Entries	F Entries (approx.)	D Share	W Share
	2,090 → 1,839	≈750 → ≈920	37% → 33%	26% → 17%
	-251 (-12%)	about +170	eased	dropped

F Share of Deficiencies, by Campus

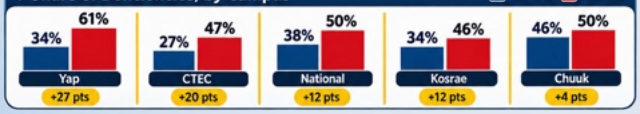

WHAT IT MEANS

The decline in deficiencies comes mostly from **fewer W and D grades, not fewer F grades.** Fewer students are withdrawing, and a larger share of those flagged **are failing.**

Figures represent midterm deficiency entries, not unduplicated student counts. A student may account for multiple deficiency entries.

CONTINUED TO PAGE 2



FAO AWARDS $1.37 MILLION IN FALL 2026 PELL GRANTS TO 399 STUDENTS AS PROCESSING DELAYS PERSIST

Software freezes and new federal identity verification holds slow awarding; 508 eligible students remain in the queue

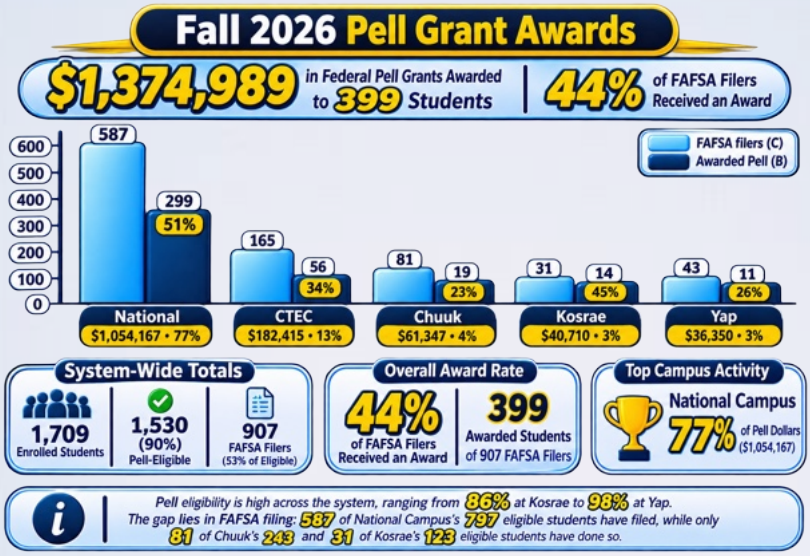

For Fall 2026, the system awarded $1,374,989 in Pell Grants to 399 students, meaning 44% of the 907 students who filed a FAFSA received an award.

Pell eligibility is strong across the system, with 1,530 of 1,709 enrolled students (90%) eligible, ranging from 86% at Kosrae to 98% at Yap. The real gap is in FAFSA filing, since only 907 eligible students (53%) have applied. National Campus leads on every measure, with 587 filers, 299 awards (51% of filers), and $1,054,167, or 77% of all Pell dollars. CTEC follows with $182,415 (13%), while Chuuk ($61,347), Kosrae ($40,710), and Yap ($36,350) each account for 4% or less. The filing shortfall is most pronounced at Chuuk, where only 81 of 243 eligible students filed and just 23% of those received awards, and at Kosrae, where only 31 of 123 eligible students filed.

WHERE THE 1,530 PELL-ELIGIBLE FALL 2026 STUDENTS STAND

Of the 1,530 Pell-eligible students, 399 (26%) have been awarded. The remaining 1,131 fall into three groups, and the causes differ for each.

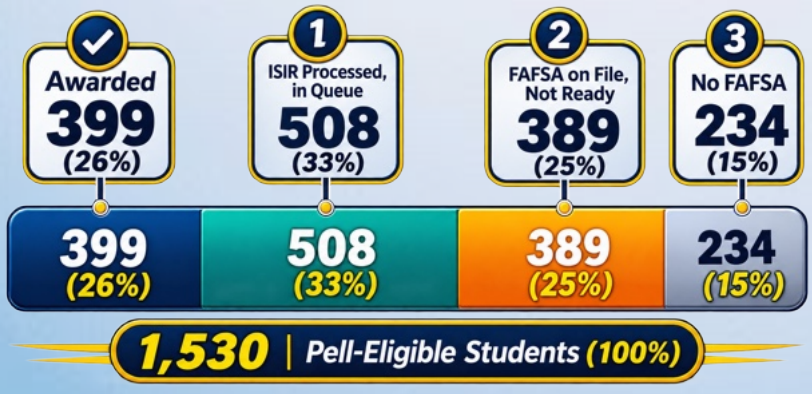

ISIR Processed, in Queue (508)

These students are ready to be awarded, so the delay is processing capacity. Since August 25, 2026, the EDExpress software has frozen for about three minutes with each command, and the issue remains with U.S. Department of Education (US ED) support. With limited staff, the FAO rotates among terminals to keep work moving.

FAFSA on File, Not Ready (389)

These students have filed, but their applications cannot be processed yet. The main cause is the new federal identity verification requirement: flagged applications, many from the Freely Associated States, need a valid photo ID reviewed by the College before they can proceed. Rejected transactions and required corrections also contribute.

CONTINUED TO PAGE 3

FALL 2026 MIDTERM ... from page 1.

The Fall 2026 midterm deficiency report shows a concerning increase in the proportion and estimated number of F-grade entries. Although total deficiency entries declined by 12%, from 2,090 in Fall 2025 to 1,839 in Fall 2026, the share attributed to failing (F) grades increased from 36% to 50%, representing a 14-percentage-point increase. Meanwhile, the proportions of D-grade and withdrawal (W) entries declined by 4% and 9%, respectively. These findings indicate a shift in the composition of reported midterm deficiencies toward more serious academic performance concerns.

This highlights the importance of strengthening early intervention measures, academic advising, tutoring, faculty engagement, and other student support services to address failing grades before the end of the semester.

COLLEGE CONTINUES COMPLIANCE WITH US ED CAMPUS SAFETY AND SECURITY SURVEY REQUIREMENT

On September 16, 2026, the College completed and submitted the 2026 Campus Safety and Security Survey to the U.S. Department of Education (US ED), 35 calendar days ahead of the October 26, 2025 deadline.

According to Mr. Terry Marcus, the College's Coordinator of Campus Security and Safety, "Under section 485 of the Higher Education Act (HEA) of 1965, also known as the Jeanne Clery Disclosure of Campus Security Policy and Campus Crime Statistics Act (Clery Act), institutions of postsecondary education that participate in Federal student financial assistance programs are required to complete this survey."

Mr. Marcus further explained that the survey requires the College to report data on the number and nature of crimes and fires on its campuses for the three most recent calendar years: 2023, 2024 and 2025.









During the fire drills at CTEC and National Campus, the Mr. Marcus identified several safety concerns. The CTEC Lower Campus has no fire alarm system, and he recommends installing an automatic bell and a public address (PA) system for emergency alerts. Neither the Upper nor Lower CTEC Campus has fire hydrants, and the College should assess this need with the appropriate authorities. Fire extinguishers are available in CTEC classrooms and offices and should continue to be inspected and maintained. The Residence Hall fire alarm system needs repair so residents receive proper warning in an emergency.

According to Mr. Marcus, "His office will coordinate with the other state campuses in conducting fire drills to improve emergency preparedness and other campus security-related trainings."

POTENTIAL PROGRAM COMPLETERS ... from page 1.

The College's Fall 2026 Commencement Exercises will follow on December 18, 2026, under the theme "Beyond the Horizon: A Future Without Limits." The National Campus and Career & Technical Education Center (CTEC) will hold their joint 84th Commencement Exercises and Graduation Ceremony at 9:00 a.m. at the main gym of the FSM-China Friendship Sports Center.



AUDIT RESOLUTION

FAO filed the College's response to the U.S. Department of Education's Preliminary Audit Determination Letter, covering the FY 2023-FY 2025 audits, by the October 30, 2026, deadline, and the Department has acknowledged it and is reviewing it. Common Origination and Disbursement (COD) adjustments for the verification findings are complete for 23 of 24 students, and the last is with COD support. National Student Loan Data System (NSLDS) enrollment reporting corrections for the three award years are in progress, with the final report due November 16, 2026.

FISCAL OPERATIONS REPORT AND APPLICATION TO PARTICIPATE (FISAP)

FAO submitted the 2027-28 FISAP on September 25, 2026, ahead of the October 1, 2026, deadline.

In 2025-26, 989 students received campus-based aid: $206,710 in Federal Supplemental Educational Opportunity Grant (FSEOG) funds to 961 students and $155,727 in Federal Work-Study (FWS) earnings to 243 students, 83 of them in community service positions. The FSEOG total was funded by the full $193,683 authorization, plus $9,888 transferred from FWS and $3,139 carried back from 2026-27 FSEOG, all allowable and reported on the FISAP. The FWS authorization of $174,331 covered student earnings, the $9,888 transfer, and an $8,716 administrative cost allowance. Both authorizations were fully expended with $0 unexpended, so no funds were returned and no underuse penalty applies. For 2027-28, the College requested $300,000 each in FSEOG and FWS.

FINANCIAL VALUE TRANSPARENCY/GAINFUL EMPLOYMENT (FVT/GE)

FAO submitted its 2026 FVT/GE report to NSLDS on September 30, 2026, for its four certificate programs. NSLDS accepted 352 of 353 student records, and the remaining student was correctly excluded because they received no Title IV aid in the program.

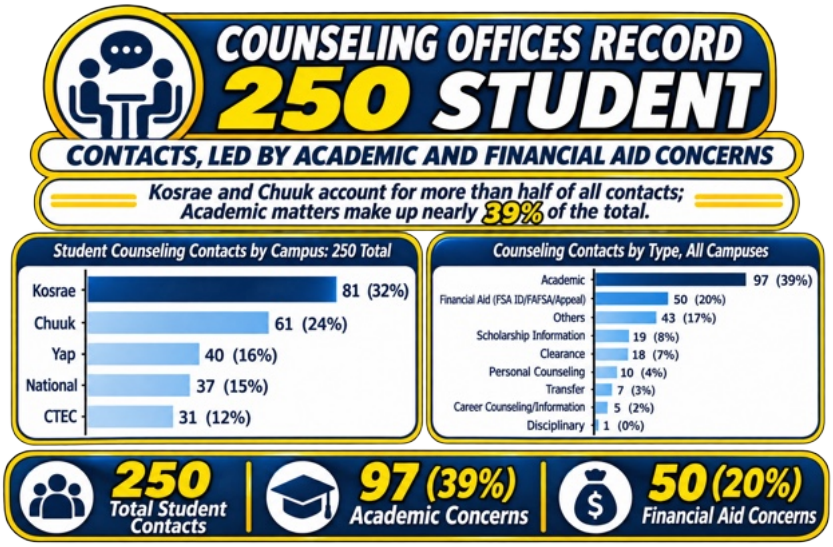

The College's Counseling Services recorded 250 student contacts across five campuses during the reporting period. Kosrae had the highest number with 81 (32%), followed by Chuuk with 61 (24%), Yap with 40 (16%), National with 37 (15%), and CTEC with 31 (12%). Together, Kosrae and Chuuk accounted for 57% of all contacts. Academic concerns topped the list with 97 contacts (39%), followed by financial aid matters, including FSA ID, FAFSA, and appeals, with 50 (20%). Combined, these two areas represented 59% of all student contacts.

CONTINUED TO PAGE 4

PELL ... from page 1.

No FAFSA (234)

These students have not filed, so this is a filing and outreach gap rather than a processing delay. The FAO continues to follow up.

COMPOUNDING FACTORS AND OUTLOOK

New identity verification transactions (comment code 355) also appeared for some students already awarded Summer 2026 Pell, adding workload that slows both Summer and Fall awarding.

The software freeze, identity verification, and limited staffing explain most of the 897 students (508 + 389) who have filed but not been awarded. Progress depends on a Department fix, prompt student ID submission, and continued FAO follow-up.

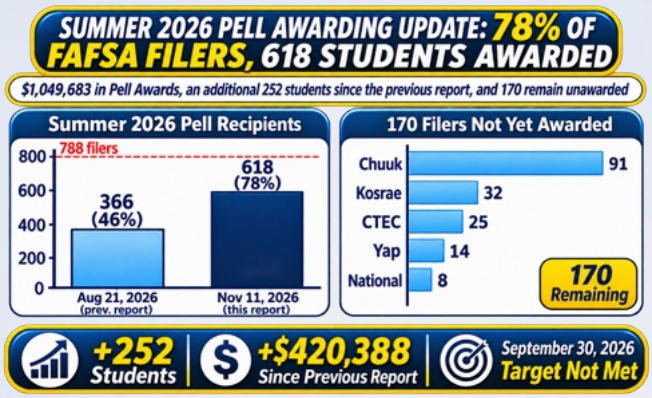

As of November 11, 2026, the Financial Aid Office has awarded Summer 2026 Pell Grants to 618 of 788 FAFSA filers, representing 78% of all filers, with total Pell awards reaching $1,049,683. Compared with the previous report, which reflected 366 students awarded $629,295, this represents a significant increase of 252 additional students and $420,388 in Pell funding.

Despite this substantial progress, 170 FAFSA filers remain not yet awarded. The remaining cases are concentrated primarily at Chuuk Campus, with 91 students, followed by Kosrae with 32, CTEC with 25, Yap with 14, and National Campus with 8.

Although the September 30, 2026, awarding target was not met, FAO continues to prioritize the remaining awards. These are late disbursements for students who completed all required documentation before the end of Summer, within the applicable federal late-disbursement timeframe.

According to Mr. Tetaake Yee Ting, Director of FAO, "We will continue to address processing challenges, including recurring EDExpress software freezes, identity verification holds, and limited staffing, while coordinating Summer 2026 awards with Fall 2026 processing. The immediate priority is to resolve outstanding cases, particularly at Chuuk Campus, and complete eligible awards within the federal late-disbursement window."

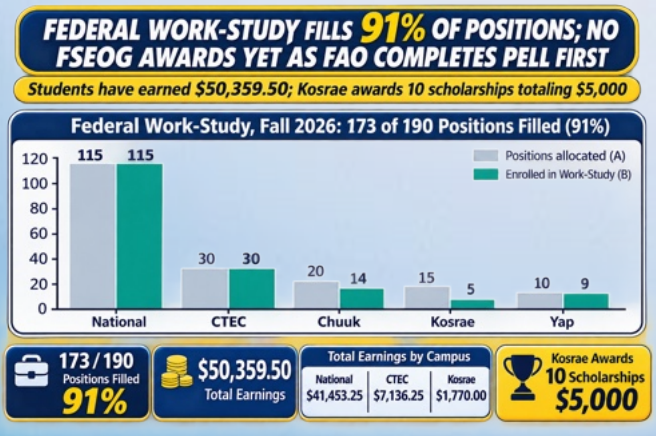

As of this report, the College's FAO had filled 173 of the 190 allocated Federal Work-Study positions for Fall 2026, representing a 91% placement rate. National Campus and CTEC filled all their allocated positions, with 115 of 115 and 30 of 30 students enrolled, respectively. Yap filled 9 of 10 positions (90%), while Chuuk filled 14 of 20 (70%) and Kosrae filled 5 of 15 (33%).

CONTINUED TO PAGE 4

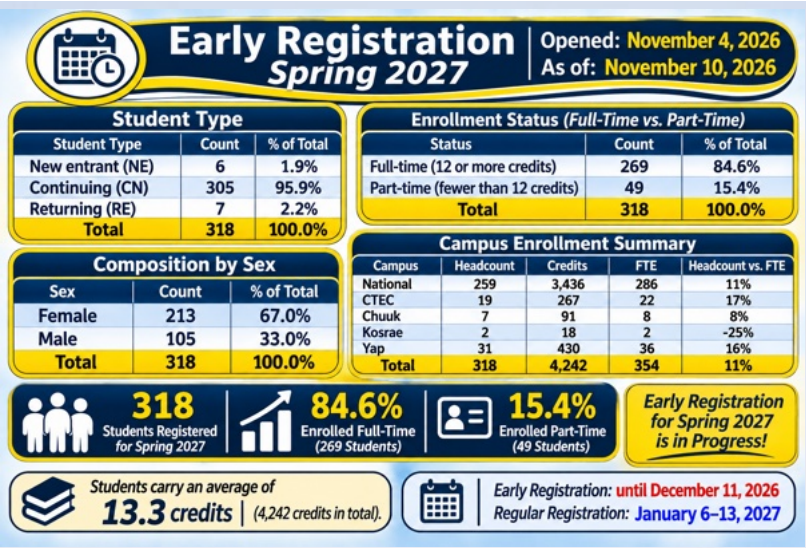

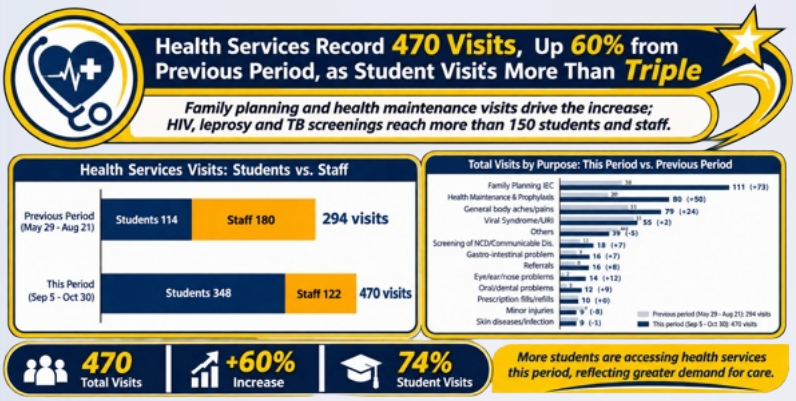

Health Services recorded 470 visits from September 5 to October 30, 2026, up 176 (+60%) from 294 in the previous period (May 29 to August 21). The current period is shorter (about 56 days versus 85), so average daily visits more than doubled, from roughly 3.5 to 8.4.

What visits were for. Family planning information, education and communication (IEC), including pregnancy testing and contraception, led with 111 visits (24% of the total, up from 38), 100 of them by students. Health maintenance and prophylaxis rose to 80 (from 30) and general body aches and pains to 79 (from 55). Viral syndrome and upper respiratory infection visits held near last period's level at 55. Most other categories rose modestly, while minor injuries fell from 17 to 9.

HIV/AIDS, LEPROSY AND TB SCREENING

Screening drives held at the Dispensary on September 21-30, 2026, reached 155 students and staff for leprosy, 142 for HIV/AIDS, and 123 for TB. The same individuals may have joined more than one screening, so the counts are not added together. All participants tested negative for HIV and leprosy. Two participants had positive TB skin tests and are on treatment to prevent active TB disease.

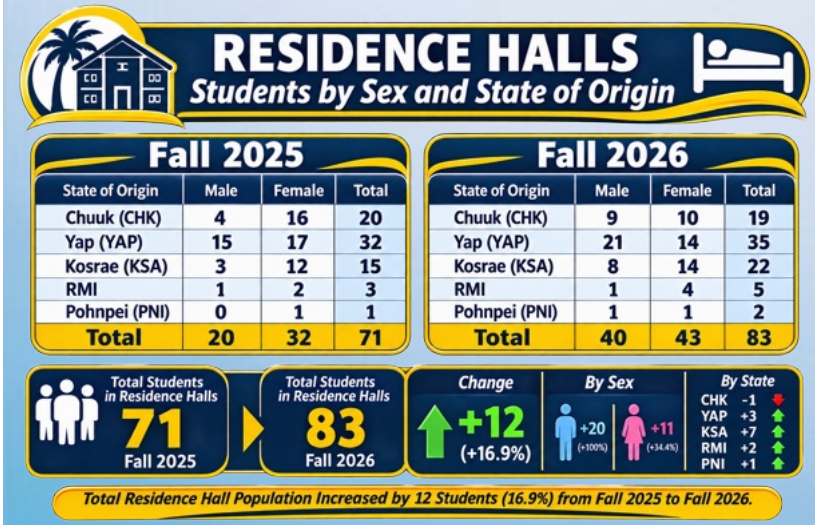

PELL ... from page 3.

Students participating in the Federal Work-Study program had earned a combined $50,359.50 to date. National Campus accounted for the largest share, with $41,453.25 in reported earnings, followed by CTEC with $7,136.25 and Kosrae with $1,770.00. No earnings had yet been reported for students at Chuuk or Yap.

Meanwhile, Kosrae awarded 10 scholarships totaling $5,000.

Federal Supplemental Educational Opportunity Grant (FSEOG) awards have not yet been made for Fall 2026 because the FAO is prioritizing the completion of Pell Grant awarding for all eligible students. This sequencing ensures that eligible students receive their Pell Grant consideration before FSEOG funds are distributed. Once Pell awarding is substantially complete, FSEOG awards will be made to Pell Grant recipients in order of greatest financial need. The recipients and corresponding award amounts will be presented in the next Board of Regents (BOR) report.





COUNSELING SERVICES ... from page 3.

The remaining contacts involved other concerns (43), scholarships (19), clearance (18), personal counseling (10), transfer (7), career counseling (5), and disciplinary matters (1). These results highlight the strong demand for academic guidance and financial aid assistance, underscoring the importance of accessible and coordinated student support across all campuses.

