



REPORT TO THE BOARD OF REGENTS ENROLLMENT MANAGEMENT AND STUDENT SERVICES

ADMISSIONS, RECORDS & RETENTION | COUNSELING & TUTORING SERVICES | CAMPUS SECURITY & SAFETY | FINANCIAL AID & SCHOLARSHIPS | STUDENT LIFE

Students today, leaders tomorrow

September 21-22, 2023, Meeting, Colonia, Yap



US ED REAUTHORIZES COLLEGE'S ELIGIBILITY FOR PARTICIPATION IN TITLE IV STUDENT AID PROGRAMS

THE COLLEGE'S ELIGIBILITY TO PARTICIPATE IN PROGRAMS REGULATED BY THE HIGHER EDUCATION ACT OF 1965 (HEA), AS AMENDED, AND THE FEDERAL STUDENT FINANCIAL ASSISTANCE PROGRAMS (TITLE IV, HEA PROGRAMS) EXTENDS UNTIL SEPTEMBER 30, 2028

On June 13, 2023, the college received official confirmation from the San Francisco/Seattle School Participating Division affirming that it meets all minimum requirements, including institutional eligibility, administrative capability, and financial responsibilities, as per the Federal Student Aid Program Compliance guidelines of the US Department of Education (US ED). This affirms the college's classification as an eligible entity under the Higher Education Act of 1965 (HEA), as amended.

Subsequently, US ED provided the college with relevant documentation, including a fully executed copy of the Program Participation Agreement (PPA)

bearing the signature of the Secretary of the US ED. Additionally, the package contained the Eligibility and Certification Approval Report (ECAR) and an official approval letter. Collectively, these documents confirm the college's eligibility to participate in programs governed by the Higher Education Act of 1965 (HEA), as amended, including the Federal student financial assistance programs (Title IV, HEA programs).

Based on the information shared by the college's acting Director of the Financial Aid Office (FAO), the PPA is scheduled to expire with the US ED on September 30, 2028, with a reapplication date scheduled for June 30, 2028.



EMSS DEPARTMENT CONCLUDES ITS STRATEGIC PLANNING SERIES

DEPARTMENT IS GEARING UP FOR THE COLLEGE'S BROADER STRATEGIC PLANNING PHASE

The Department for Enrollment Management and Student Services (EMSS) is actively preparing for the broader strategic planning phase, placing a significant emphasis on improving its programs and student support services. This progress follows the successful conclusion of a series of strategic planning sessions conducted at the departmental level.

The EMSS strategic planning sessions began at Kosrae Campus on June 15, 2023, continued at Chuuk Campus on July 4-5, 2023, and took place at Yap Campus and the FSM-Fisheries and Maritime Institute (FSM-FMI) on July 26-27, 2023. The National Campus and the Career & Technical Education Center (CTEC) concluded this phase on August 8, 2023. These sessions centered on using the **GOST framework** for strategic planning, complemented by a comprehensive SWOT analysis. The GOST framework (Goals, Objectives, Strategies, and Tactics) provided a structured approach, fostering synergy among strategy components. Additionally, the SWOT analysis offered insights into internal and external factors, enabling EMSS to effectively utilize its strengths, address challenges, and enhance student support throughout their academic journey.

FINAL UPDATE ON THE SUMMER 2023 ENROLLMENT: SPECIAL SUMMER SESSION ENROLLMENT FIGURES INCLUDED

The Office of Admissions, Records, and Retention (OARR) has released updated figures for the college's summer 2023 enrollment, expanding on the initial report presented to the Board of Regents on June 13-14, 2023, which was based on data available up to May 29, 2023.

CONTINUED TO PAGE 2

STUDENT SUCCESS IS OUR SUCCESS
EMPOWERING FUTURES, TOGETHER



EMSS MISSION STATEMENT¹

To support student development by providing learner-centered programs and services that fulfill the diverse educational, recreational, social, and cultural needs of student population and the college's community.

¹Adopted during the department's Summer Summit 2014 on July 24-25, 2014.



STUDENT ACHIEVEMENT COLLEGE'S END OF SUMMER 2023 STUDENT ACADEMIC STANDING REVEALS POSITIVE TRENDS

The Office of Admissions, Records and Retention (OARR) has released its end-of-term student academic standing statistics for summer 2023, showing positive trends in overall academic performance.

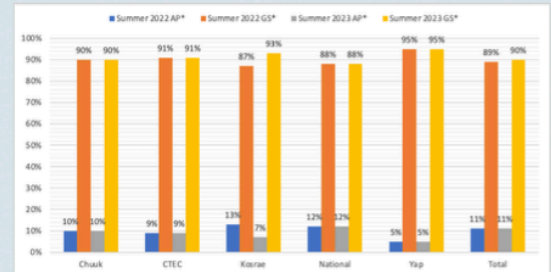
DEFINING "GOOD ACADEMIC STANDING"

As per BP No. 3106, students are considered to be in good standing if they maintain a cumulative grade point average (GPA) of 2.0 or higher.

POSITIVE STATISTICAL TRENDS

Out of the 1,109 students who enrolled for the summer 2023, 995 students, which is roughly 90% of the enrolled students, maintained good standing by maintaining a GPA of 2.0 or higher. This represents a slight increase of 1% compared to the summer of 2022, where the rate of students achieving good standing was 89%.

Table 2. Comparison of Academic Standing Across Campuses: Summer 2022 vs. Summer 2023



IMPROVEMENT AT KOSRAE CAMPUS

In the summer of 2023, Kosrae Campus had 7% of its students not in good academic standing, which marked a significant improvement from the 13% reported in the summer of 2022.



EMSS GEARS UP FOR FY 2025 BUDGET DEVELOPMENT

ASSESSMENT PLANNING STEERS THE DEPARTMENT'S COURSE, WHILE BUDGETARY DECISIONS FUEL THE JOURNEY.

The EMSS department is currently preparing for the Fiscal Year (FY) 2025 budget development and simultaneously focusing on a comprehensive assessment process to ensure continuous quality improvement in its programs and services.

Guided by Board Policy No. 1110, all college departments and units are required to conduct annual assessments of their programs and services. These assessments will inform the college's budget allocation and reallocation process. Consequently, units within the EMSS department have completed their 2022-2023 annual assessments and have formulated assessment plans for the upcoming 2023-2024 cycle.

COLLEGE ADMINISTERS SPECIAL COMET TO 117 STUDENTS

On July 29, 2023, the college administered the COM-FSM Entrance Test (COMET) to 117 students. Among them, 25 students successfully advanced into degree programs, eight gained admissions into the Achieving College Excellence (ACE) program, and 26 enrolled in certificate programs.

Unfortunately, 17 students did not meet the admission criteria for any of the college's programs.

COLLEGE REGISTERS A TOTAL OF 1,741 STUDENTS FOR THE FALL 2023 SEMESTER

COLLEGE ACHIEVES 85% OF ITS FALL 2023 HEADCOUNT ENROLLMENT TARGET AND 89% OF ITS TARGET FOR REGISTERED CREDITS.

The college has a fall 2023 enrollment of 1,741 headcounts with 20,966 registered credit hours (or 1,747 full-time equivalent students).

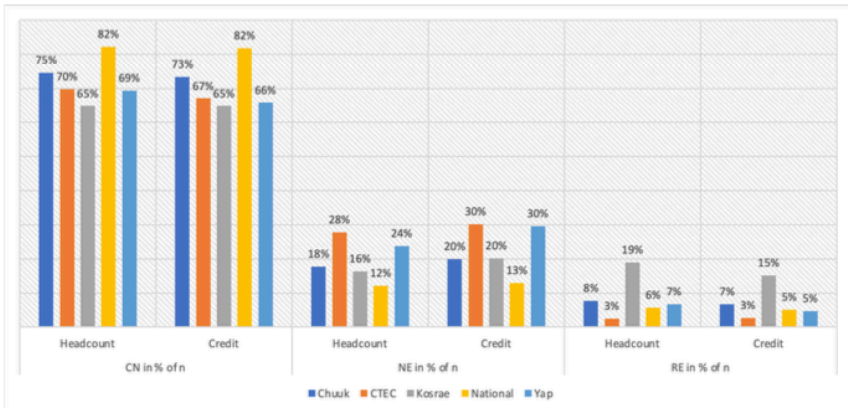
Table 3. Fall 2023 Enrollment Headcounts, and Registered Credits Across Campuses Versus Fall 2023 Targets

| Campus | Headcount | | | Registered Credits | | |
|--------------|--------------|--------------|--------------|--------------------|---------------|--------------|
| | Target | Actual (A) | A% of Target | Target | Actual (B) | B% of Target |
| Chuuk | 285 | 221 | 78% | 3,328 | 2,598.50 | 78% |
| CTEC | 380 | 347 | 91% | 4,027 | 4,131 | 103% |
| Kosrae | 153 | 122 | 80% | 1,404 | 1,183 | 84% |
| National | 1,024 | 904 | 88% | 12,459 | 11,559.50 | 93% |
| Yap | 214 | 147 | 69% | 2,213 | 1,494 | 68% |
| Total | 2,056 | 1,741 | 85% | 23,431 | 20,966 | 89% |

ENROLLMENT BY STUDENT TYPE

Of the 1,741 headcounts (N), 299 (or 17% of N) are new students, 1,331 (or 77% of N) are continuing students, and 111 (or 6% of N) are returning students. Chart below shows the distribution by campus.

Chart 1. Percent Distribution of Fall 2023 Enrolment in Headcounts, and Registered Credits by Student Type Across Campuses



ENROLLMENT BY REGISTRATION STATUS

The college's Fall 2023 enrollment data across campuses showed the following registration trends: (a) Chuuk Campus, CTEC and National Campus have a majority of full-time students at 69%, 72%, and 82%, respectively; while Kosrae and Yap Campuses have a higher percentage of part-time students at 61% and 57%, respectively. Overall, 72% of students across all campuses registered full-time, while 28% chose part-time. Table below shows the distribution.

Table 4. Distribution of Fall 2023 Enrollment: Student Types and Registration Status Across Campuses

| Campus | Continuing (CN) | | | | New (NE) | | | | Returning (RE) | | | |
|--------------|-----------------|------------|------------|------------|------------|------------|-----------|------------|----------------|------------|-----------|------------|
| | Full-Time | FT in % n1 | Part-Time | PT in % n1 | Full-Time | FT in % n1 | Part-Time | PT in % n1 | Full-Time | FT in % n1 | Part-Time | PT in % n1 |
| Chuuk | 111 | 50% | 54 | 24% | 33 | 15% | 6 | 3% | 9 | 4% | 8 | 4% |
| CTEC | 158 | 46% | 84 | 24% | 83 | 24% | 13 | 4% | 8 | 2% | 1 | 0% |
| Kosrae | 33 | 27% | 46 | 38% | 10 | 8% | 10 | 8% | 4 | 3% | 19 | 16% |
| Nationa | 600 | 66% | 143 | 16% | 107 | 12% | 2 | 0% | 34 | 4% | 18 | 2% |
| Yap | 40 | 27% | 62 | 42% | 22 | 15% | 13 | 9% | 1 | 1% | 9 | 6% |
| Total | 942 | 54% | 389 | 22% | 255 | 15% | 44 | 3% | 56 | 3% | 55 | 3% |

ENROLLMENT BY GENDER (SEX)

The Fall 2023 enrollment data provide the gender (sex) distribution at various campuses, with the total enrollment across all campuses being 39% (or 1,057) female and 61% (or 684) male. Each campus enrollment reveal varying gender (sex) compositions, with the highest female enrollment of 68% at Chuuk and the highest male enrollment of 54% at CTEC.

Table 5. Distribution of Fall 2023 Enrollment: Gender (Sex) Across Campuses

| Campus | Female | | Male | | n |
|----------------|--------------|------------|------------|------------|--------------|
| | Count | % of n | Count | % of n | |
| Chuuk | 151 | 68% | 70 | 32% | 221 |
| CTEC | 161 | 46% | 186 | 54% | 347 |
| Kosrae | 68 | 56% | 54 | 44% | 122 |
| National | 591 | 65% | 313 | 35% | 904 |
| Yap | 86 | 59% | 61 | 41% | 147 |
| Total N | 1,057 | 61% | 684 | 39% | 1,741 |

FINAL UPDATE ... from page 1

These revised figures now incorporate incoming new student enrollment as of June 30, 2023, particularly for the special summer session 2023 scheduled from July 3 to July 28, 2023.

The updated enrollment data signifies significant success, exceeding the summer 2023 target by 5%. Notably, the National Campus exceeded both headcount and credit targets by 28% and 20%, respectively. Similarly, CTEC surpassed its headcount target by 2%, although it fell short of its credit target, a trend observed across other campuses.

Table 1. Summer 2023: Comparison of Enrollment Targets and Actual Enrollment Figures by Campus (Headcounts and Credits)

| Campus | In Headcount | | | | In Credits | | | |
|--------------|--------------|--------------|------------|-------------|--------------|--------------|-------------|------------|
| | Target | Actual | DiffTarget | Actual%T | Target | Actual | DiffTarget | Actual%T |
| National | 452 | 578 | 126 | 128% | 2,650 | 3,170 | 520 | 120% |
| CTEC | 193 | 196 | 3 | 102% | 1,164 | 1,060 | -104 | 91% |
| Chuuk | 188 | 155 | -33 | 82% | 1,089 | 883 | -206 | 81% |
| Kosrae | 114 | 92 | -22 | 81% | 645 | 466 | -179 | 72% |
| Yap | 107 | 88 | -19 | 82% | 595 | 434 | -161 | 73% |
| Total | 1,054 | 1,109 | 55 | 105% | 6,143 | 6,013 | -130 | 98% |

Despite the overall success, it's important to note that not all campuses managed to meet their summer enrollment targets, indicating a potential area for improvement in terms of recruitment, course offerings and scheduling.

COLLEGE AWARDS \$1.138 MILLION IN PELL GRANT TO 100% OF THE ELIGIBLE STUDENTS ENROLLED DURING SUMMER 2023

The college's Financial Aid Office (FAO) awarded a total of \$1,138,159.47 in Pell Grants to 100% (or 718) of the eligible students enrolled during the summer of 2023.

Table 2. Summer 2023 Pell Grants Distribution by Campus

| Campus | Enrollment (N) | Pell Eligible (A) | Awarded Pell (B) | B in % of A | Pell Awards in US\$ |
|--------------|----------------|-------------------|------------------|-------------|------------------------|
| Chuuk | 155 | 99 | 99 | 100% | \$ 161,192.00 |
| CTEC | 196 | 122 | 122 | 100% | 191,374.00 |
| Kosrae | 92 | 61 | 61 | 100% | 88,608.00 |
| National | 578 | 386 | 386 | 100% | 620,513.47 |
| Yap | 88 | 60 | 60 | 100% | 76,372.00 |
| Total | 1,109 | 728 | 728 | 100% | \$ 1,138,059.47 |

According to the acting director of FAO, "We awarded \$4,442,565.12 to 1,142 students in Pell Grants last fall 2022 and \$3,926,541.00 to 1,302 students in spring 2023."

Additionally, the FAO provided financial assistance of \$74,923.00 to 98 students enrolled during the summer of 2023 through the Supplemental Education Grant (SEG).

CAPTURED MOMENTS: STUDENT LIFE'S ON- AND OFF-CAMPUS ACTIVITIES

Student engagement, including extracurricular activities, has a positive impact on student academic performance.

JUNE 5-6, 2023, TRAINING FOR PEER COACHES, NATIONAL CAMPUS



CONTINUED TO PAGE 3

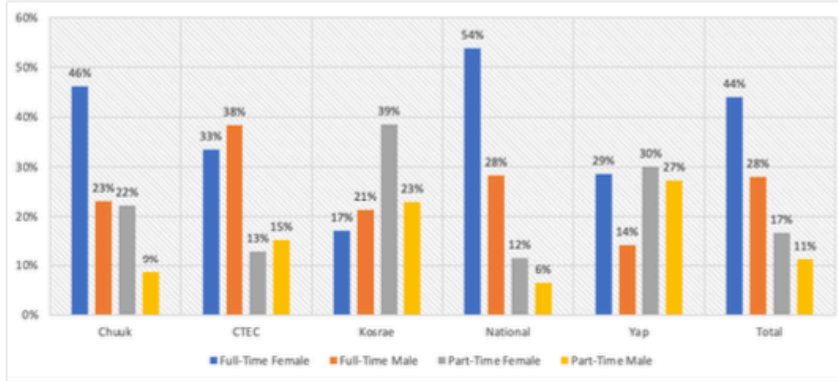
INNOVATE ACADEMIC QUALITY TO ENSURE STUDENT SUCCESS

Ensure student success by decreasing time to completion and increasing student satisfaction, persistence, retention, and graduation rates by innovating academic quality and enhancing student support services.

Full-time and part-time students by gender

Overall, the total enrollment consists of 44% full-time female, 28% full-time male, 17% part-time female, and 11% part-time male students.

Chart 2. Percent Distribution of Fall 2023 Enrolment: Gender (Sex), Registration Status Across Campuses



ENROLLMENT BY PROGRAMS INCLUDING UNDECLARED

The data cover six different programs: Associate of Applied Science (AAS), Associate of Arts (AA), Associate of Science (AS), Bachelor of Science (BS), Certificate of Achievement (CA), and Transfer Year Certificate (TYC), and Unclassified (UC).

HEADCOUNT ANALYSIS

The program with the highest headcount is "AS" with 621 students, followed closely by "AA" with 554 students. In terms of the percentage of total headcount, "AS" is the most populous program, accounting for 36% of the total student population, followed by "AA" at 32%.

Table 6. Enrollment by Program

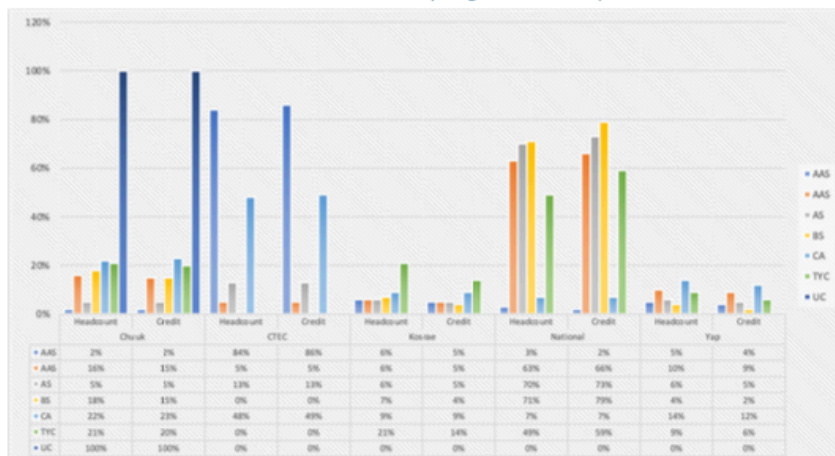
| Program | Headcount | | Credit | |
|--------------|--------------|----------------|---------------|--------------|
| | Count | % of Headcount | Count | % of Credits |
| AAS | 103 | 6% | 1,209 | 6% |
| AA | 554 | 32% | 6,825 | 33% |
| AS | 621 | 36% | 7,631 | 36% |
| BS | 97 | 6% | 1,155 | 6% |
| CA | 310 | 18% | 3,576 | 17% |
| TYC | 53 | 3% | 553 | 3% |
| UC | 3 | 0% | 18 | 0% |
| Total | 1,741 | 100% | 20,966 | 100% |

UC or Undeclared refers to a category of students who are enrolled at a college or educational institution but have not officially declared a specific academic program or major.

CREDIT ANALYSIS

The "AS" program also has the highest credit count with 7,631 credits, closely followed by "AA" with 6,825 credits. In terms of the percentage of total credits, "AS" leads with 36%, followed by "AA" at 33%.

Chart 3. Percent Distribution of Fall 2023 Enrollment by Program Across Campuses



STRENGTHEN RESOURCES TO MEET CURRENT AND FUTURE NEEDS

Strengthen resources to meet current and future needs through revenue diversification, efficient use, innovation, effective allocation, conservation, infrastructure upgrades, and investment in human capital.



COLLEGE CLINIC AT THE NATIONAL CAMPUS SERVES 744 VISITORS, MAJORITY SEEK HEALTH MAINTENANCE

The college's national campus nurse reported a total of 744 clinic visits between May 22, 2023, and August 31, 2023. Among these visits, 502 (67%) were by students, while 242 (33%) were by staff members. According to the campus nurse, the most frequent reason for visits was health maintenance and prophylaxis, with 76 cases, closely followed by general body aches and pains, with 72 cases. Other visit types included treatments for gastro-intestinal issues, eye-ear-nose-related problems, skin diseases and infections, among others.

CAPTURED MOMENTS ... from page 2

JULY 14-15, 2023, RETREAT: PEER COACHES AT NAHLAP ISLAND, POHNPEI



AUGUST 3-4, 2023, NEW STUDENT ORIENTATION



AUGUST 18, 2023, POHNPEI PORT AUTHORITY (PPA): ANNUAL AIRPORT FULL-SCALE EMERGENCY EXERCISE



AUGUST 25-26, 2023, YAPSE STUDENT ORGANIZATION (YSO): WELCOMING PARTY AND COMMUNITY SERVICE (CAMPUS CLEAN-UP DRIVE)



AUGUST 26, 2023, CHUUK-CHOK: COMMUNITY SERVICE (CLEAN-UP DRIVE)



WE PROVIDE QUALITY EDUCATION TODAY FOR A SUCCESSFUL TOMORROW.