



EMSS Report to the Board of Regents

ADMISSIONS, RECORDS, AND RETENTION | COUNSELING AND TUTORING SERVICES | FINANCIAL AID AND SCHOLARSHIPS | SECURITY AND SAFETY | STUDENT LIFE

Student success in our success!

December 11-14, 2023, Meeting, Pohnpei

EMSS MISSION STATEMENT¹

To support student development by providing learner-centered programs and services that fulfill the diverse educational, social, and cultural needs of the student population and the college's community.

¹Adopted during the department's Summer 2014 Summit, July 24-25, 2014.



COLLEGE HOLDS REGISTRATION FOR SPRING 2024

EARLY REGISTRATION FOR SPRING 2024 OUTPERFORMS SPRING 2023 EARLY REGISTRATION FIGURES

Compared to last year's early registration for spring 2023, the college has observed a positive trend during the early registration for spring 2024, with a 9.8% increase in enrolled students and a 10.6% rise in registered credits. The early registration period for spring 2024, initially set from October 30 to November 2, was extended until November 10, and online registration is open until December 15.

EARLY REGISTRATION ENROLLMENT FIGURES : SPRING 2023 VS. SPRING 2024

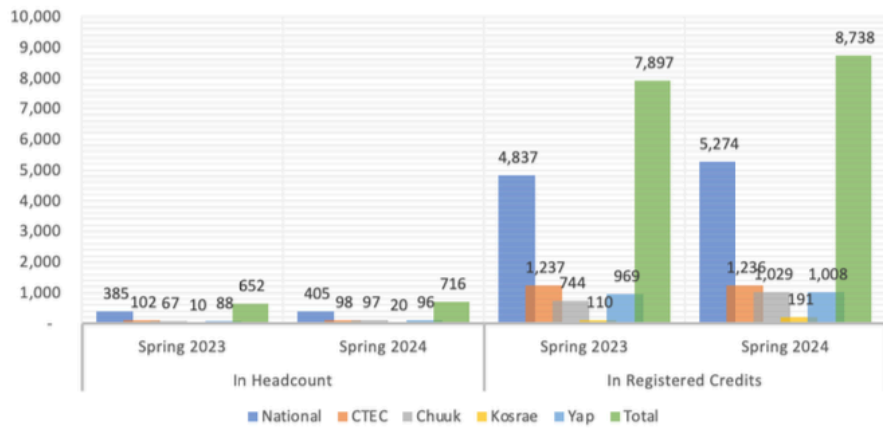


Figure 1. Comparison of Campus Enrollment Figures for Early Registration between Spring 2023 and Spring 2024.

As of November 29, 2023, the college has successfully early registered 716 students, making up 40% of the Spring 2024 headcount target, and 8,738 credits, representing 42% of the credit target. The table below shows the enrollment figures during the early registration for spring 2024 compared to the spring 2024 enrollment targets distributed by campus.

Table 1. Early Registration Comparison for Spring 2024 Enrollment Targets by Campus

Campus	In Headcount			In Registered Credits			In Full-Time Equivalent		
	Actual (A)	Target (B)	A in % B	Actual (A)	Target (B)	A in % B	Actual (A)	Target (B)	A in % B
National	405	892	45%	5,274	11,042	48%	440	920	48%
CTEC	98	280	35%	1,236	3,244	38%	103	270	38%
Chuuk	97	241	40%	1,029	2,638	39%	86	220	39%
Kosrae	20	158	13%	191	1,599	12%	16	133	12%
Yap	96	214	45%	1,008	2,235	45%	84	186	45%
Total	716	1,785	40%	8,738	20,758	42%	728	1,730	42%

CONTINUED TO PAGE 2



266 STUDENTS ACHIEVE CANDIDACY

NATIONAL CAMPUS & CTEC TO HOLD JOINT COMMENCEMENT EXERCISES ON DECEMBER 15, 2023

Following the initial audit, the Office of Admissions, Records, and Retention (OARR) has advanced 266 students to candidacy for graduation in the upcoming fall 2023 term. Within this group of candidates, 29 students and as potential first graduates in the Bachelor of Science in Business Administration with an emphasis in Accounting.

CONTINUED TO PAGE 2



EARLY REGISTRATION FOR SPRING 2024 ENROLLMENT DEMOGRAPHICS¹

Among the 716 students who early registered for the spring 2024 semester, enrollment is distributed across various campuses as follows:

- 57% (405 students) at the National Campus
- 14% (98 students) at CTEC
- 14% (97 students) at Chuuk Campus
- 3% (20 students) at Kosrae Campus
- 13% (96 students) at Yap Campus

GENDER DISTRIBUTION



The college's enrollment is predominantly female, with 65% of the total registered headcount comprising females (468), while males constitute only 35% (248). Notably, this trend is consistent across all campuses at the college, except for CTEC, where 64% are males, and only 36% are females.

ENROLLMENT AND REGISTRATION TYPE

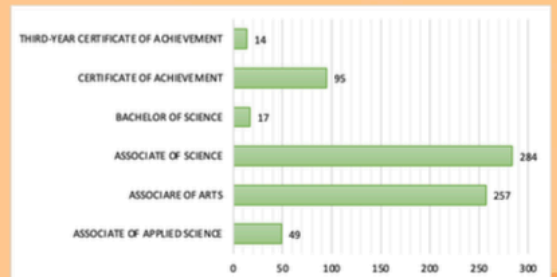


Enrollment Type. 98% early registered for spring 2024 as *continuing students*; while 4% and 1% as *returning* and *new students*, respectively.

Registration Type. 71% (511 students) registered full-time; while 29% (205 students), registered part-time.

The college-wide average credit is 12.20, which is 5% higher than the spring 2024 enrollment target for average credit. For further details, please refer Tables 2 & 3 on page 2.

PROGRAM



The college's enrollment data as of early registration for spring 2024 show diverse academic interests among students. The majority pursue Associate of Arts (36%) and Associate of Science (40%). Additionally, 7% opt for Associate of Applied Science, 2% for Bachelor of Science, and 13% for Certificate of Achievement. Notably, 2% aim for a Third-Year Certificate of Achievement.

¹Data on student enrollment for spring 2024 extracted from the SIS on November 29, 2023.



ENROLLMENT MANAGEMENT & STUDENT SERVICES COUNSELING SERVICES

EMPOWERING TUTORS: TRAINING FOR EXCELLENCE IN TUTORING SERVICES

To further enhance the delivery of high-quality and impactful tutoring services at the college, a training session was organized for tutors at the National Campus on October 17, 2023, hosted at the Counseling Center. Counselor Julia Martin delivered an insightful presentation elucidating the essence of tutoring and its advantages for tutors, tutees, and the college as a whole. The session covered

CONTINUED TO PAGE 3





266 STUDENTS ... from page 1.

Out of the 266 candidates for fall 2023 graduation, 173 are from the National Campus, 38 are from the Career and Technical Education Center (CTEC), 24 are from Chuuk Campus, four are from Kosrae Campus, 13 are from Yap Campus, and 14 from the FSM Fisheries & Maritime Institute (FSM-FM).

Furthermore, the college is set to host the 78th Joint Commencement Exercises for the National Campus and the CTEC on December 15, 2023, at 9:00 AM, in the FSM-China Friendship Sports Center. The theme for this year's commencement is "New Horizons: Embracing the Future."



FINANCIAL AID OFFICE STUDENT FINANCIAL ASSISTANCE

As of November 30, 2023

FEDERAL PELL GRANTS. 1,132 students enrolled this Fall 2023 have been awarded \$3,795,536.37 financial assistance from the US Federal Pell Grants, reflecting a significant 59% increase (equivalent to \$1,412,214.25) compared to the same reporting period in Fall 2022 when 785 students received \$2,383,322.12. This figure is also 8% higher than the same reporting period in Fall 2021, where 1,177 students were granted \$3,526,799.51 in Pell Grants.



Figure 2. Comparison of Pell Grants Across Three Fall Terms. The Same Reporting Period.

SUPPLEMENTAL EDUCATION GRANT (SEG). 737 Students enrolled this Fall 2023 were awarded \$88,877.00 from the SEG. Among these, 603 are from the National Campus, and 134 are from the Career & Technical Education Center (CTEC).

SEG AND US VETERAN AFFAIRS (VA) WORK-STUDY. 378 students participating in the SEG Work-Study Program this fall 2023 were granted \$127,621.76 in financial assistance. Additionally, two students enrolled in the US VA Work-Study Program received \$2,175.00.

SCHOLARSHIPS AND CFSM ASSISTANCE. A total of \$101,450.00 in financial assistance from the FSM National and State Scholarships, which includes subsidies from the Congress of the Federated States of Micronesia (CFSM), was awarded to 105 students.



Figure 3. Scholarships and CFSM Assistance as of November 30, 2023 (N=105).

Enrollment Demographic ... from page 1.

Table 2. Early Registration for Spring 2024 Enrollment: Gender and Registration Type by Campus

Table with 9 columns: Campus, Male Count, Male %, Female Count, Female %, Full-Time Count, Full-Time %, Part-Time Count, Part-Time %. Rows include National, CTEC, Chuuk, Kosrae, Yap, and Total.

Table 3. Early Registration for Spring 2024 Enrollment: Enrollment Type and Average Credits vs. Target by Campus

Table with 10 columns: Campus, New Count, New %, Continuing Count, Continuing %, Returning Count, Returning %, Average Credit Target, Average Credit Actual, %Diff. Rows include National, CTEC, Chuuk, Kosrae, Yap, and Total.



POSITIVE TRENDS IN FALL 2023: DECLINE IN MID-TERM DEFICIENCY RATES COMPARED TO PRIOR FALL TERMS

In comparison to preceding years, there has been a noticeable improvement in the percentage of students on the deficiency list. The figures 4 & 5 below illustrate the comparative percentages of students on the deficiency list across various campuses.

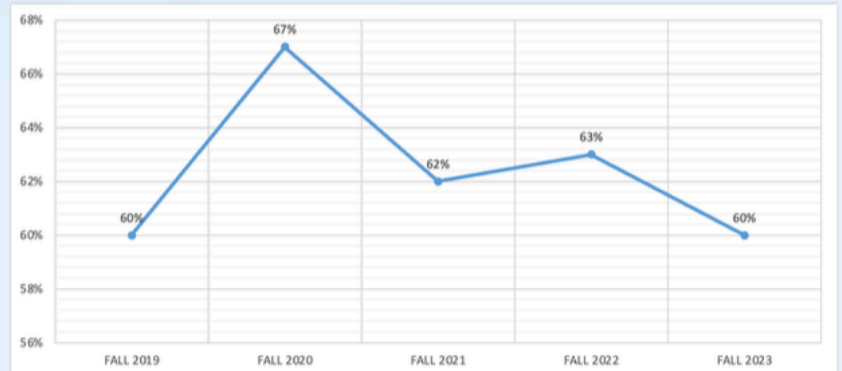


Figure 4. College-Wide Percentage of Students on the Mid-Term Deficiency List: Fall 2019 to Fall 2023

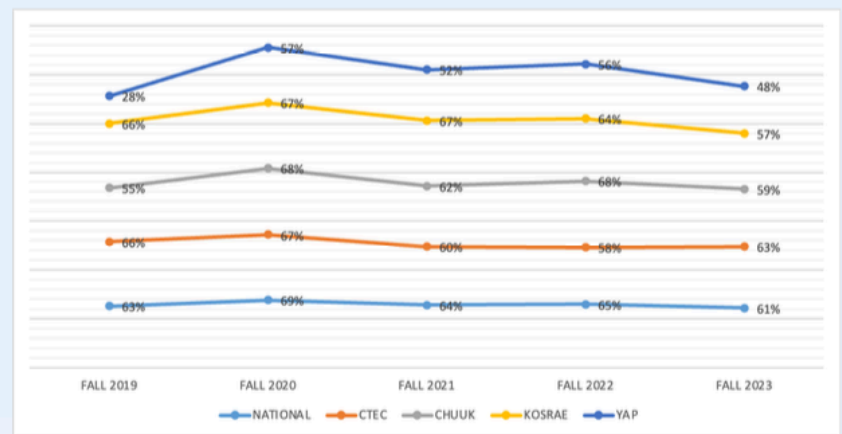


Figure 5. Percentage of Students on the Mid-Term Deficiency List by Campus: Fall 2019 to Fall 2023

NEW HORIZONS: EMBRACING THE FUTURE

Look beyond the familiar, embrace opportunities and challenges. Step into new phases with optimism, courage, and readiness to explore uncharted territories. Graduates, recognize the limitless possibilities that await you on your post-graduation journeys.

STAFF DEVELOPMENT: 2023 VIRTUAL FEDERAL STUDENT AID TRAINING CONFERENCE.

Four members from the Financial Aid Office (FAO) at the National Campus and CTEC participated in the 2023 Virtual Federal Student Aid Training Conference from November 28 to December 1, 2023. This conference provided a crucial opportunity for our FAO team to enhance skills and stay updated on the latest developments in Federal Student Aid (FSA) and Title IV administration.



COLLEGE DISPENSARY VISITS

SEPTEMBER 22, 2023, TO NOVEMBER 30, 2023

Between September 22 and November 30, 2023, the college dispensary logged a total of 544 visits, with 54% (293) attributed to students and 46% (251) to college staff.

Notably, the most frequent visit types were health maintenance and prophylaxis (n=101) and screening for NCD and communicable diseases (n=91).

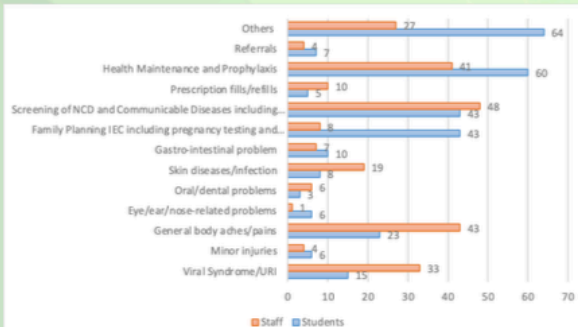


Figure 6. College Dispensary Visits, September 22-November 30, 2023



STUDENTLife: CAPTURED MOMENTS

STUDENT ENGAGEMENT, INCLUDING EXTRACURRICULAR ACTIVITIES, HAS POSITIVE ON STUDENT ACADEMIC PERFORMANCE



Peer Coach Retreat, November 25, 2023



Olympia Forum Lecture, October 25, 2023



Rotary Club of Pohnpei Fun Walk, November 25, 2023



Halloween Costume Night, November 4, 2023



Induction and Acquaintance Party, September 22, 2023



Fall 2023 Basketball Intramural Game



Fall 2023 Volleyball Intramural Game

EMPOWERING TUTORS ... from page 1.

essential aspects such as the effective characteristics of a tutor and the specific requirements of tutees, contributing to a comprehensive understanding of the tutoring process.



CTEC: COUNSELING SERVICES

- In preparation for the Fall 2023 mid-term evaluations, a Test Taking Tips workshop took place for students at CTEC on September 22, 2023. The workshop aimed to equip students with practical strategies for confident mid-term exam performance.
- The counselor at CTEC and four members of the college's Phi Theta Kappa (PTK) International Honor Society participated in the virtual PTK Pacific Region Fall Leadership Conference on November 11-12, 2023. In attendance at this virtual conference were PTK advisors and members from the College of the Marshall Islands (CMI), Guam Community College (GCC), Palau Community College (PCC), American Samoa Community College, and several community colleges in Hawaii.

CHUUK CAMPUS: COUNSELING SERVICES

- A Resume Writing and Job Interview workshop took place for Chuuk Campus students on November 15, 2023. Chuuk Campus Counselor Bisalen reported that 75% of the participating students are potential candidates for Fall 2023 graduation. In the pre-test, 65% of the students scored at or above the median, while in the post-test, 95% demonstrated notable improvement by scoring at or above the median.

YAP CAMPUS: EMSS

- EMSS staff at Yap Campus sessions on October 6, 9, and 13, 2023, to help students excel in the English and Math sub-sections of the COM-FSM Entrance Test (COMET).
- 61 students participated in the October 11, 2023, POWWOW 3, concentrating on the Mid-Term Deficiency Report for Fall 2023.
- EMSS staff facilitated the COMET for Spring 2024 admission, proctoring the test for 29 participants.
- A total of 32 students attended the November 8, 2023, forum lecture addressing "The Effects of Using Internet and Electronic Devices."



October 11, 2023, POWWOW 3 at Yap Campus